

HALLO

As recorded by Jim&Jon
(From the 2003 Album HALLO UND TSCHÜSS)

Transcribed by Jim&Jon

Music by Christian Bohning
Arranged by Jim&Jon

Gitarre $R = 132$
Em

1

Gtr I

| | | | | | | | | | | | | | | | | | | | | |
|---|---|---|---|---|---|---|---|---|---|---|---|---|---|---|---|---|---|---|---|---|
| T | | | | | | | | | | | | | | | | | | | | |
| A | 2 | 2 | 2 | 2 | 2 | 2 | 2 | 2 | 2 | 2 | 2 | 2 | 2 | 2 | 2 | 2 | 2 | 2 | 2 | 2 |
| B | 0 | x | 0 | 0 | x | 0 | 0 | x | 0 | 0 | x | 0 | x | 0 | x | 0 | 0 | 0 | 0 | 0 |

Katzu

Gtr III

| | | | | | | | | | | | | | | | | | | | | | |
|---|--|--|--|--|--|--|--|--|--|--|--|--|--|--|--|--|--|--|---|---|---|
| T | | | | | | | | | | | | | | | | | | | | | |
| A | | | | | | | | | | | | | | | | | | | 2 | 0 | 0 |
| B | | | | | | | | | | | | | | | | | | | | | |

5

F^b B Em

| | | | | | | | | | | | | | | | | | | | | |
|---|---|---|---|---|---|---|---|---|---|---|---|---|---|---|---|---|---|---|---|---|
| T | 3 | 3 | 3 | 3 | 4 | 4 | 4 | 4 | 4 | 2 | 2 | 2 | 2 | 2 | 2 | 2 | 2 | 2 | 2 | 2 |
| A | 4 | 4 | 4 | 4 | 4 | 4 | 4 | 4 | 4 | 0 | 0 | 0 | 0 | 0 | 0 | 0 | 0 | 0 | 0 | 0 |
| B | 2 | x | 2 | 2 | x | 2 | 2 | x | 2 | 0 | x | 0 | 0 | x | 0 | 0 | x | 0 | 0 | x |

| | | | | | | | | | | | | | | | | | | | | | |
|---|---|--|---|--|---|---|---|--|---|--|--|--|--|--|--|--|--|--|---|---|---|
| T | | | | | | | | | | | | | | | | | | | | | |
| A | 3 | | 4 | | | | | | | | | | | | | | | | 0 | 3 | 7 |
| B | | | | | 2 | 1 | 4 | | 2 | | | | | | | | | | | | |

9

F^b **B** **Em**

sl. sl.

13

Am **F** **Em**

sl. sl. *sl. sl.*

17

F^b **B** **Em** **B**

Y

Em Am

21

T A B

g j

g ck Ck ev ³ k k v kv fv gv fv v v k v C ³

T A B

sl. sl. sl. sl.

Em B

25

T A B

g j

g ck Ck ev ³ k v v v v fv v ev fv v ev fv v ev fw k

T A B

sl. sl. sl. sl. sl.

Gitarre Em F

29

T A B

Solo-Gitarre

Gtr II N.H.----|

T A B

Chords: F^b, B, Em

1:07 min.

sl.

sl.

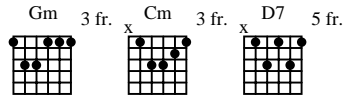
The image shows a musical score for guitar. It consists of three main parts: a standard musical staff at the top, a guitar tablature staff in the middle, and a bass line staff at the bottom. The tablature staff shows fret numbers for strings T, A, and B. The bass line staff shows fret numbers for strings T, A, and B. There are chord changes indicated above the staff: F^b, B, and Em. A slide instruction (*sl.*) is present in two locations. The duration of the piece is noted as 1:07 min.

EIN MANN AUS TEXAS

As recorded by Jim&Jon
(From the 2003 Album HALLO UND TSCHÜSS)

Transcribed by Jim&Jon

Words and Music by Heiner Patet/Christian Bohning
Arranged by Jim&Jon



A Intro

$P = 140$
Gm

B

Staff 1: Musical notation for the first guitar part, including a treble clef, a 4/4 time signature, and a key signature of one flat. It features a series of chords and melodic lines.

Gtr I

P.M.

P.M.

Staff 2: Tablature for the first guitar part, showing fret numbers on strings T, A, and B.

Staff 3: Musical notation for the second guitar part, including a treble clef, a 4/4 time signature, and a key signature of one flat. It features a series of chords and melodic lines.

Gtr II

F#m

Staff 4: Tablature for the second guitar part, showing fret numbers on strings T, A, and B.

sl.

sl.

sl.

Cm

Gm

C

Staff 5: Musical notation for the third guitar part, including a treble clef, a 4/4 time signature, and a key signature of one flat. It features a series of chords and melodic lines.

P.M.

P.M.

Staff 6: Tablature for the third guitar part, showing fret numbers on strings T, A, and B.

Staff 7: Musical notation for the fourth guitar part, including a treble clef, a 4/4 time signature, and a key signature of one flat. It features a series of chords and melodic lines.

F#m

3/4

Staff 8: Tablature for the fourth guitar part, showing fret numbers on strings T, A, and B.

B Verse

9 *e* 4

Gm B

Gtr I P.M. P.M.

T
A
B

13 *e*

1. 2.

Cm Gm C

P.M. P.M.

T
A
B

18 *e* 4

Gm B

Gtr I P.M. P.M.

T
A
B

22 *e*

Cm Gm C F

P.M.

T
A
B

C Chorus

25 *e*

B C C F C C C C

P.M.

T
A
B

29

Gm C D7

T
A
B

P.M. P.M.

33

Cm Gm F D C C

T
A
B

P.M. P.M.

D Pre-Verse

37

Gm B

T
A
B

Gtr I P.M. P.M.

T
A
B

Gtr II

sl.

41

Cm Gm C

T A B

P.M. P.M.

6 8 6 8 10 8 7 5 7 5 3 4 6 4 3 4 3

H P sl. sl.

E Verse

45

Gm B

Gtr I P.M. P.M.

49

Cm Gm C

P.M. P.M.

54

Gm B

Gtr I P.M. P.M.

58

Cm Gm C F

T A B

P.M.

[F] Chorus

61

B C F C G C

T A B

P.M.

65

Gm C D7

T A B

P.M.

69

Cm Gm F D

T A B

P.M.

Guitar Solo

73

Gm B

Gtr I P.M. P.M.

T A B

Gtr II

T A B

sl. sl.

77

Cm Gm

P.M. P.M. P.M.

T A B

T A B

81

Gm B

Gtr I P.M. P.M.

T 3 6 3 3 5 (5) 3 5 3 6 3 5 6 8 6 6 7 8 (8) 5 7 8

A

B

sl.

85

Cm Gm

P.M.

T 6 8 6 8 10 8 7 5 7 5 3 5 7 5 8 7 5 8

A

B

H P *sl.*

H Chorus

89

B C F C C C

P.M.

T

A

B

93

Gm C D7 C

P.M. P.M.

T A B

97

Cm Gm F D C C

P.M. P.M.

T A B

101

Gm F Gm

3:04 min.

T A B

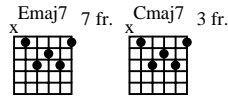
PUBLIC GARDEN

As recorded by Jim&Jon

(From the 2003 Album HALLO UND TSCHÜSS)

Transcribed by Jim&Jon

Words and Music by Heiner Patet
Arranged by Jim&Jon



A Intro

$R = 188$
Emaj7

1. , 2. , 3.
Cmaj7

4.

Intro musical notation (measures 1-10) with guitar tablature (T, A, B) and fret numbers.

B Verse

Emaj7

Cmaj7

Verse musical notation (measures 11-20) with guitar tablature (T, A, B) and fret numbers.

C Chorus

Am

D

1. , 2. , 3.
Em

4.

Chorus musical notation (measures 21-30) with guitar tablature (T, A, B) and fret numbers.

D Pre-Verse

Emaj7

1. , 2. , 3.
Cmaj7

4.

Pre-Verse musical notation (measures 31-40) with guitar tablature (T, A, B) and fret numbers.

49

T 0 0 1 1
A 2 2 2 2
B 0 0 0 0

53

T 0 0 1 1
A 2 2 2 2
B 0 0 0 0

P.M.-----|

I Chorus

57

1., 2., 3., 4., 5., 6., 7. | 8.

Am D Em

T 0 0 x 0 2 (2) 2 x 2 2 2 2 2 0 0 x 0 0 (0) 0 x 0 0 0 0 0
A 1 1 x 1 3 (3) 3 x 3 3 3 3 3 0 0 x 0 0 (0) 0 x 0 0 0 0 0
B 2 2 x 2 2 (2) 2 x 2 2 2 2 2 2 2 x 2 0 2 (2) 2 x 2 2 2 2 2 0 0 0 0 0

H

3:33 min.

PUBLIC GARDEN (Bassline)

As recorded by Jim&Jon
 (From the 2003 Album HALLO UND TSCHÜSS)

Transcribed by Christian Bohning

Words and Music by Heiner Patet
 Arranged by Jim&Jon

A Intro

$R = 188$

1 Hg 4

Guitar

| | | | | | | | | | | | | | | |
|---|--|--|--|--|---|-----|---|----|---|----|---|---|----|---|
| T | | | | | 9 | (9) | 9 | 10 | 9 | 10 | x | 9 | 10 | 9 |
| A | | | | | | | | | | | | | | |
| B | | | | | | | | | | | | | | |

9 Hg w j v w v w w C j w k c j v w w w j v w } w v v V. V j v w k v w w

| | | | | | | | | | | | | | | | | | | | | | | | | | | |
|---|---|---|-----|---|---|---|---|---|---|---|---|---|---|---|-----|---|---|---|---|---|---|---|-----|---|---|---|
| T | | | | | | | | | | | | | | M | | | | | | | | | | | | |
| A | 7 | 7 | (7) | 7 | 2 | 3 | 2 | 3 | x | 2 | 3 | 0 | 2 | 2 | (2) | x | 2 | 2 | 4 | 5 | 4 | 2 | (2) | 0 | 2 | 3 |
| B | | | | | | | | | | | | | | | | | | | | | | | | | | |

B Verse

17 Hg w j v k v w w C j w k c j v w w w j v w v v V. V j v w v w w w

| | | | | | | | | | | | | | | | | | | | | | | | | | | | |
|---|---|---|-----|---|---|---|---|---|-----|---|---|---|---|---|-----|---|---|---|---|---|---|-----|---|---|---|--|--|
| T | | | | | | | | | | | | | | | | | | | | | | | | | | | |
| A | | 2 | (2) | 2 | 2 | 3 | 2 | 3 | (3) | 2 | 3 | 0 | 2 | 2 | (2) | 2 | 2 | 4 | 5 | 4 | 2 | (2) | 0 | 2 | 0 | | |
| B | 0 | | | | | | | | | | | | | | | | | | | | | | | | | | |

25 Hg w j v k v w w C j w k c j v w w w j v w v w w w C j w w w w w

| | | | | | | | | | | | | | | | | | | | | | | | | | | | |
|---|---|---|-----|---|---|---|---|---|-----|---|---|---|---|---|-----|---|---|---|---|---|---|-----|---|---|---|--|--|
| T | | | | | | | | | | | | | | | | | | | | | | | | | | | |
| A | 2 | 2 | (2) | 2 | 2 | 3 | 2 | 3 | (3) | 2 | 3 | 0 | 2 | 2 | (2) | 2 | 2 | 4 | 5 | 4 | 2 | (2) | 0 | 2 | 0 | | |
| B | | | | | | | | | | | | | | | | | | | | | | | | | | | |

C Chorus

33 Hg w C j v w # j v v. v j v k c j v w w w V. w C j v w # j v

| | | | | | | | | | | | | | | | | | | | | | | | | | | | |
|---|--|---|---|---|-----|---|---|---|---|---|---|---|---|---|---|---|---|---|-----|---|---|--|--|--|--|--|--|
| T | | | | | | | | | | | | | | | | | | | | | | | | | | | |
| A | | 0 | 0 | 0 | (0) | 2 | 0 | 2 | 0 | 2 | x | 0 | 2 | 3 | 0 | 0 | 0 | 0 | (0) | 2 | 0 | | | | | | |
| B | | | | | | | | | | | | | | | | | | | | | | | | | | | |

39 Hg w v. v j w C k w v w w w w V. V. v w C k w v w w w w. v k w w w

| | | | | | | | | | | | | | | | | | | | | | | | | | | | |
|---|---|---|--|--|-----|---|---|---|---|---|---|-----|---|---|---|---|--|--|--|--|--|--|--|--|--|--|-----|
| T | | | | | | | | | | | | | | | | | | | | | | | | | | | |
| A | 2 | 0 | | | (2) | 0 | 3 | 0 | 2 | 0 | 2 | (2) | 0 | 3 | 2 | 0 | | | | | | | | | | | |
| B | | | | | | | | | | | | | | | | | | | | | | | | | | | (0) |

D Pre-Verse

45

Hg $\frac{4}{4}$

U W V V V j V k } V V V

9 (9) 9 10 9 10 x 9 10 9

9 (9) 9 10 9 10 x 9 10 9

T A B

53

Hg U W V W V C j W k C y V V W U W V V V V V

7 (7) 7 2 3 2 3 x 2 3 2 0 (0) 2 3 5 5 (5)-7 (7) 5 5 7

7 (7) 7 2 3 2 3 x 2 3 2 0 (0) 2 3 5 5 (5)-7 (7) 5 5 7

T A B

sl.

E Verse

61

Hg V. V V V j j V W. V W V C j V j V V V V V V j j V

1. | 2.

2 2 0 2 0 2 3 3 2 3 0 0 0 2 0 2 2 0 2 0 2

2 2 0 2 0 2 3 3 2 3 0 0 0 2 0 2 2 0 2 0 2

T A B

68

Hg W. C V j V j V V. V V V j j V V V V V V V V

3 3 2 3 0 0 2 2 0 2 4 5 4 5 (5)-7 (7) 5 5 (5)-2

3 3 2 3 0 0 2 2 0 2 4 5 4 5 (5)-7 (7) 5 5 (5)-2

T A B

sl. *sl.*

F Chorus

74

Hg W. C j V W j V V. V j V k C W. C j V V V j V

0 (0) 2 0 2 0 2 x 0 2 3 0 0 0 (0) 2 0

0 (0) 2 0 2 0 2 x 0 2 3 0 0 0 (0) 2 0

T A B

80

Hg V. V j W C k W W V V. V. V W C k W W W V. W k

1. | 2.

2 0 2 (2) 0 3 0 2 0 2 (2) 0 3 2 0 3 0 (0)

2 0 2 (2) 0 3 0 2 0 2 (2) 0 3 2 0 3 0 (0)

T A B

G Verse

86

Hg V V j W V V W V V V j V V V

9 9 7 0 2 2 2 3 0 2 0 5 (5)-7 0

9 9 7 0 2 2 2 3 0 2 0 5 (5)-7 0

T A B

sl.

94

T 2 2 0 2 | 2 (2) 3 3 2 3 | 0 2 0 2 2 0 2 | 0 2 3 2 3 | 2 3 2

A

B

H Bass-Solo

102

T 0 0 0 | 2 2 3 2 0 | 2 2 0 2 | 0 0 0 | 7 9 11 9 9 7 0 | 0 2 0

A

B

110

T 14 16 14 | 14 12 | 7 9 7 2 | 0 3 0 | 0 7 7 7 (7) 9 9 11 9 9 7 0 | 0 2 3

A

B

I Chorus

118

T 0 0 0 | (0) 2 0 2 0 2 | x 0 2 3 | 0 0 0 | (0) 2 0

A

B

124

T 2 0 2 | (2) 0 3 0 | 2 0 2 | (2) 0 3 2 0 | 3 0 (0)

A

B

DAS WÖRTCHEN NEIN

As recorded by Jim&Jon

(From the 2003 Album HALLO UND TSCHÜSS)

Transcribed by Jim&Jon

Words by Christian Bohning/Heiner Patet

Music by Christian Bohning

Arranged by Jim&Jon

A Intro

$P = 148$

Am G Am G

Gtr I

| | | | | | | | | | | | | | | | |
|---|---|---|---|---|---|---|---|-----|---|---|---|-----|---|---|---|
| T | 0 | 0 | x | 0 | 0 | x | 0 | (0) | 0 | x | 0 | (0) | 0 | x | 0 |
| A | 2 | 2 | x | x | 2 | 2 | x | (2) | 2 | x | x | (2) | 2 | x | x |
| B | 0 | 0 | x | 0 | 0 | x | 0 | (0) | 0 | x | 0 | (0) | 0 | x | 0 |

Am G E

Gtr I

| | | | | | | | | | | | | | | | |
|---|---|---|---|---|---|---|---|-----|---|---|---|-----|---|---|---|
| T | 0 | 0 | x | 0 | 0 | x | 0 | (0) | 0 | x | 0 | (0) | 0 | x | 0 |
| A | 2 | 2 | x | x | 2 | 2 | x | (2) | 2 | x | x | (2) | 2 | x | x |
| B | 0 | 0 | x | 0 | 0 | x | 0 | (0) | 0 | x | 0 | (0) | 0 | x | 0 |

Gtr II

| | | | | | | | | | | | | | | | |
|---|--|--|--|--|--|--|--|--|--|--|--|--|--|--|--|
| T | | | | | | | | | | | | | | | |
| A | | | | | | | | | | | | | | | |
| B | | | | | | | | | | | | | | | |

x 2 3 2 0 3 2 3

B Verse

Am Dm

Gtr I

| | | | | | | | | | | | | | | | |
|---|---|---|---|---|---|---|---|-----|---|---|---|---|---|---|---|
| T | 0 | 0 | x | 0 | 0 | x | 0 | (0) | 0 | x | 0 | 0 | x | 0 | x |
| A | 2 | 2 | x | x | 2 | 2 | x | (2) | 2 | x | x | 2 | x | x | x |
| B | 0 | 0 | x | 0 | 0 | x | 0 | (0) | 0 | x | 0 | 0 | x | 0 | x |

Am E Dm C G/B

Gtr I

| | | | | | | | | | | | | | | | |
|---|---|---|---|---|---|---|---|-----|---|---|---|---|---|---|---|
| T | 0 | 0 | x | 0 | 0 | x | 0 | (0) | 0 | x | 0 | 0 | x | 0 | x |
| A | 2 | 2 | x | x | 2 | 2 | x | (2) | 2 | x | x | 2 | x | x | x |
| B | 0 | 0 | x | 0 | 0 | x | 0 | (0) | 0 | x | 0 | 0 | x | 0 | x |

2.
 E C C

T
A
B

C Chorus

Dm C C C Am C C C

T
A
B

B7 C C C E C C

T
A
B

Gtr II

T
A
B

D Verse

Am C C C Dm C C C

T
A
B

31

Am C C C

E C C Dm C G/B

1.

T
A
B

35

E C C

2.

T
A
B

E Chorus

37

Dm C C C Am C C C

T
A
B

41

B7 C C C E C C C

T
A
B

Gtr II

T
A
B

0 1 0 3 1 0 2

F Guitar Solo

45

Am C C

T 0

A 2

B 0

T 1 2 0 1 0 2 1 3 2 3 2 0 3 2 0 4

A 8 7 10 7 (7) 9 10 7 9 10 7 9

B 8 7 10 7 (7) 9 10 7 9 10 7 9

sl.

49

Dm C C Am C C

T 1

A 2

B 0

T 8 10 7 8 7 8 10 7 8 10 8 10 12 10 8 10 8 7 8 7 8 7 8 7 8

A (9) 7 10 9 7 6

B (9) 7 10 9 7 6

sl.

53

E Dm C G/B Am C C

T 0

A 2

B 0

T 7 6 7 9 10 9 7 6 7 9 10 7 9 8 9 8 8 10 7 8 10 8 7 8

A 7 6 7 9 10 9 7 6 7 9 10 7 9 8 9 8 8 10 7 8 10 8 7 8

B 7 6 7 9 10 9 7 6 7 9 10 7 9 8 9 8 8 10 7 8 10 8 7 8

sl.

57

Dm C G Am

| T | 1 1 x 1 | 1 x 1 | (1) 1 x 1 | 1 x 1 | 0 0 x 0 | 0 x 0 | (0) 0 x 0 | 0 x 0 | 0 x 0 |
|---|---------|---------|-------------|---------|---------|---------|-------------|---------|---------|
| A | 2 2 x x | 2 2 x x | (2) 2 2 x x | 2 2 x x | 2 2 x x | 2 2 x x | (2) 2 2 x x | 2 2 x x | 2 2 x x |
| B | 0 0 x 0 | 0 0 x 0 | (0) 0 0 x 0 | 0 0 x 0 | 0 0 x 0 | 0 0 x 0 | (0) 0 0 x 0 | 0 0 x 0 | 0 0 x 0 |

| T | 10 | 12 | 10 | 8 | 7 | (7) | 8 | 7 | 0 | 12 | 10 | 0 | 8 | 0 | 8 | 7 | 0 | 10 | 8 | 0 | 7 | 0 | | | | | | |
|---|----|----|----|---|---|-----|---|---|---|----|----|---|---|---|---|---|---|----|---|---|---|----|---|---|---|----|---|---|
| A | | | | | | | | | | | | | | | | | | | | | | 10 | 9 | 7 | 9 | 10 | 9 | 7 |
| B | | | | | | | | | | | | | | | | | | | | | | | | | | | | |

sl.

61

E C

| T | 0 | 0 | x | 0 | 0 | x | 0 | (0) | 0 | 0 | 0 | 0 | 0 | 0 | 0 | 0 | 0 | 0 | 0 | 0 | 0 | 0 |
|---|---|---|---|---|---|---|---|-----|---|---|---|---|---|---|---|---|---|---|---|---|---|---|
| A | 1 | 1 | x | 2 | 1 | x | 1 | (1) | 1 | 1 | 1 | 1 | 1 | 1 | 1 | 1 | 1 | 1 | 1 | 1 | 1 | 1 |
| B | 2 | 2 | x | 0 | 2 | x | 0 | (2) | 2 | 2 | 2 | 2 | 2 | 2 | 2 | 2 | 2 | 2 | 2 | 2 | 2 | 2 |

| T | 9 | 10 | 9 | 7 | 10 | 9 | 7 | 6 | 7 | 9 | 10 | 7 | 9 | |
|---|---|----|---|---|----|---|---|---|---|---|----|---|---|--|
| A | | | | | | | | | | | | | | |
| B | | | | | | | | | | | | | | |

63

Dm C Am

| T | 1 | 1 | 1 | 1 | (1) 1 | 1 | 1 | 1 | 0 | 0 | 0 | 0 | (0) 0 | 0 | 0 | 0 | 0 |
|---|---|---|---|---|-------|---|---|---|---|---|---|---|-------|---|---|---|---|
| A | 2 | 2 | 2 | 2 | (2) 2 | 2 | 2 | 2 | 2 | 2 | 2 | 2 | (2) 2 | 2 | 2 | 2 | 2 |
| B | 0 | 0 | 0 | 0 | (0) 0 | 0 | 0 | 0 | 0 | 0 | 0 | 0 | (0) 0 | 0 | 0 | 0 | 0 |

| T | 8 | 7 | 5 | 7 | 5 | 8 | 5 | 8 | 6 | (6) | 5 | 6 | 5 | 7 | 5 | 4 | 5 | 4 | 5 | 7 |
|---|---|---|---|---|---|---|---|---|---|-----|---|---|---|---|---|---|---|---|---|---|
| A | | | | | | | | | | | | | | | | | | | | |
| B | | | | | | | | | | | | | | | | | | | | |

H P H P

H Pre-Chorus

81

Chords: Dm, Am

Tab lines: T, A, B

Detailed description: This block shows the first measure of the Pre-Chorus, starting at measure 81. It features a guitar staff with a Dm chord and an Am chord. Below the guitar staff are three bass lines labeled T, A, and B. The T line has a 1-fret note on the 4th string. The A line has an open 5th string. The B line has an open 6th string. The Am chord is indicated by a circled 1 on the 2nd string.

85

Chords: B7, C, E

Tab lines: T, A, B

Detailed description: This block covers measures 85 through 88. Measure 85 starts with a B7 chord. Measures 86 and 87 feature C chords. Measure 88 features an E chord. The guitar staff shows various strumming patterns and chord changes. The bass lines (T, A, B) provide a rhythmic accompaniment with notes and rests.

I Chorus

89

Chords: Dm, C, Am

Tab lines: T, A, B

Detailed description: This block covers measures 89 through 92. Measure 89 starts with a Dm chord. Measures 90 and 91 feature C chords. Measure 92 features an Am chord. The guitar staff shows a consistent strumming pattern. The bass lines (T, A, B) provide a rhythmic accompaniment.

93

Chords: B7, C, E

Tab lines: T, A, B

Detailed description: This block covers measures 93 through 96. Measure 93 starts with a B7 chord. Measures 94 and 95 feature C chords. Measure 96 features an E chord. The guitar staff shows various strumming patterns and chord changes. The bass lines (T, A, B) provide a rhythmic accompaniment.

97

Chords: Dm, C, Am

Tab lines: T, A, B

Detailed description: This block covers measures 97 through 100. Measure 97 starts with a Dm chord. Measures 98 and 99 feature C chords. Measure 100 features an Am chord. The guitar staff shows a consistent strumming pattern. The bass lines (T, A, B) provide a rhythmic accompaniment.

101

B7 C C C E C C

| | | | | | | | | | | | | | | | |
|---|-----|-----|-----|-----|-----|-----|-----|-----|-----|-----|-----|-----|-----|-----|-----|
| T | 2 0 | 2 0 | 2 0 | 2 0 | 2 0 | 2 0 | 2 0 | 2 0 | 2 0 | 0 0 | 0 0 | 0 0 | 0 0 | 0 0 | 0 0 |
| A | 2 0 | 2 0 | 2 0 | 2 0 | 2 0 | 2 0 | 2 0 | 2 0 | 2 0 | 2 0 | 2 0 | 2 0 | 2 0 | 2 0 | 2 0 |
| B | 2 2 | 2 2 | 2 2 | 2 2 | 2 2 | 2 2 | 2 2 | 2 2 | 2 2 | 2 2 | 2 2 | 2 2 | 2 2 | 2 2 | 2 2 |

Gtr II

| | | | | | | | | | | | | | | | |
|---|--|--|--|--|--|--|--|--|--|-------|--|--|--|--|---------|
| T | | | | | | | | | | 0 1 0 | | | | | |
| A | | | | | | | | | | | | | | | 3 1 0 2 |
| B | | | | | | | | | | | | | | | |

105

Am

| | | | | |
|---|-----|-----|-----|-----|
| T | 0 0 | 0 0 | 0 0 | 0 0 |
| A | 2 2 | 2 2 | 2 2 | 2 2 |
| B | 0 0 | 0 0 | 0 0 | 0 0 |

3:25 min.

| | | | | | | | | | |
|---|-----|-------|-----|---|-----|-----|-------|---|---|
| T | 1 2 | 0 1 0 | 2 1 | 3 | 2 3 | 2 0 | 3 2 0 | 4 | 0 |
| A | | | | | | | | | |
| B | | | | | | | | | |

ANUSCHKA

As recorded by Jim&Jon
(From the 2003 Album HALLO UND TSCHÜSS)

Transcribed by Jim&Jon

Words by Henier Patet
Music by Heiner Patet/Christian Bohning
Arranged by Jim&Jon



A Intro

P. = 60

Musical notation for the first staff of the Intro, showing a melodic line in 6/8 time with chords: Am, A7, Dm, G, Am, Am/C.

Gtr I

Tablature for Gtr I: 5 0 (0) 0 1 3 1 0 1 3 (3) 3 0 1 0 3 0 1

Musical notation for the second staff of the Intro, showing chordal accompaniment for Gtr I.

Gtr II *mf*

Tablature for Gtr II: 0 0 0 0 1 1 3 3 0 0 Y 2 2 0 0 2 2 0 0 2 2

Musical notation for the third staff of the Intro, showing a melodic line in 6/8 time with chords: Am, E, and a final melodic phrase.

Tablature for the third staff of the Intro: 1 3 0 3 1 0 (0) 4 (4) 4 5 7 5 4

Musical notation for the fourth staff of the Intro, showing chordal accompaniment for Gtr II.

Tablature for the fourth staff of the Intro: 0 0 0 0 0 0 0 0 0 0 Y 1 1 1 1 1 1

11

Am

Dm

F

Y Y Y Y Y Y Y Y Y Y Y Y Y Y

T 5 (5) 5 7 8 7 5 10 (10) 10 12 13 12 10 12 (12)

A

B

Y Y Y Y Y Y Y Y Y Y

T 0 0 0 0 1 1 1 1 0 0 0

A 1 1 1 1 3 3 3 3 0 0 0

B 2 2 2 2 2 2 2 2 1 1 1

17

Dm

Am

F

Slower R. = 50

Y Y Y Y Y Y Y Y Y Y Y Y

T 13 10 (10) 10 12 13 12 10 12 8 (8) 8 10 12 10 8 12 7 (7) 7 8 10 8 7

A 15 10 (10) 10 12 13 12 10 13 10 (10) 10 12 13 12 10 12 9 9 10 12 10 9

B

Y Y Y Y Y Y Y Y Y Y

T 1 1 1 1 0 0 0 0 0 0 0

A 3 3 3 3 1 1 1 1 0 0 0

B 2 2 2 2 2 2 2 2 2 2 2

B Verse

R = 200
Am

23

Gtr II

Y Y Y Y Y Y Y Y Y Y Y Y

T 0 0 0 0 0 0 0 0 0 0 0 0

A 0 2 0 2 0 0 0 0 0 0 0 0

B 0 0 2 4 0 2 0 2 0 0 2 4

E

27

T 0 0 0 0 0 0 0 0 0 0 0 0 0 0 0 0

A 0 2 0 2 0 2 0 2 2 2 2 2 2 2 2 2

B 0 2 0 2 0 2 2 2 2 2 2 2 2 2 2 2

Detailed description: This system contains measures 27-30. The guitar part features a consistent rhythmic pattern of eighth notes. The fretboard is shown with strings 1-6. The bass line consists of a simple two-note pattern (0-2) in the first two measures, which then changes to a single-note pattern (2) for the remaining measures.

Dm Am

31

T 1 3 1 3 1 3 1 3 0 0 0 0 0 0 0 0

A 0 0 0 0 0 0 0 0 2 0 2 0 2 0 2 0

B 0 0 0 0 0 0 0 0 2 0 2 0 2 0 2 0

Detailed description: This system contains measures 31-34. The guitar part continues with eighth-note patterns. The fretboard is shown with strings 1-6. The bass line features a pattern of 1-3 in the first two measures, followed by 0-2 in the last two measures.

E

35

T 0 0 0 0 0 0 0 0 0 0 0 0 0 0 0 0

A 0 0 0 0 0 0 0 0 0 0 0 0 0 0 0 0

B 2 0 2 2 2 0 2 2 0 2 4 0 0 2 4 0

Detailed description: This system contains measures 35-37. The guitar part continues with eighth-note patterns. The fretboard is shown with strings 1-6. The bass line features a pattern of 2-0 in the first two measures, followed by 2-0 in the last two measures.

Am

38

T 0 1 0 1 0 1 0 1 0 1 0 1 0 1 0 1

A 0 2 0 2 0 0 2 4 0 2 0 2 0 0 2 4

B 0 2 0 2 0 0 2 4 0 2 0 2 0 0 2 4

Detailed description: This system contains measures 38-41. The guitar part continues with eighth-note patterns. The fretboard is shown with strings 1-6. The bass line features a pattern of 0-2 in the first two measures, followed by 0-2 in the last two measures.

Repeat Verse

E

42

T 0 0 0 0 0 0 0 0 0 0 0 0 0 0 0 0

A 0 2 0 2 0 2 0 2 2 2 2 2 2 2 2 2

B 0 2 0 2 0 2 2 2 2 2 2 2 2 2 2 2

Detailed description: This system contains measures 42-45. The guitar part continues with eighth-note patterns. The fretboard is shown with strings 1-6. The bass line consists of a simple two-note pattern (0-2) in the first two measures, which then changes to a single-note pattern (2) for the remaining measures.

Dm Am

46

T 1 3 1 3 1 3 1 3 0 0 0 0 0 0 0 0

A 0 0 0 0 0 0 0 0 2 0 2 0 2 0 2 0

B 0 0 0 0 0 0 0 0 2 0 2 0 2 0 2 0

Detailed description: This system contains measures 46-49. The guitar part continues with eighth-note patterns. The fretboard is shown with strings 1-6. The bass line features a pattern of 1-3 in the first two measures, followed by 0-2 in the last two measures.

E

50

T 0 0 0 0 0 0 0 0 0 0 0 0 0 0 0 0 0 0

A 0 0 0 0 0 0 0 0 1 1 1 1 1 1 1 1 1 1

B 2 0 2 2 2 0 2 2 0 2 0 2 0 2 0 2 0 2

C Chorus

Dm Am E Am

55

T 1 1 1 1 0 0 0 0 0 0 0 0 0 0 0 0 0 0

A 3 3 2 3 0 1 1 1 1 0 0 0 0 1 1 1 1 1

B 0 0 2 0 2 0 2 1 2 2 3 2 2 0 2 3 0 3

Dm Am E

59

T 1 1 1 1 0 0 0 0 0 0 0 0 0 0 0 0 0 0

A 3 3 2 3 0 1 1 1 1 0 0 0 0 1 1 1 1 1

B 0 0 2 0 2 0 2 1 2 2 2 0 3 2 2 0 3 3

Am

62

T 0 0 0 0 0 0 0 0 0 0 0 0 0 0 0 0 0 0

A 1 1 1 1 1 1 1 1 1 1 1 1 1 1 1 1 1 1

B 0 2 0 2 0 0 2 4 0 2 0 2 0 0 2 4 0 4

D Verse

66

T 0 0 0 0 0 0 0 0 0 0 0 0 0 0 0 0 0 0

A 1 1 1 1 1 1 1 1 0 0 0 0 0 0 0 0 0 0

B 0 2 0 2 0 2 0 2 2 2 2 2 2 2 2 2 2 2

70

T 1 1 1 1 1 1 1 1 0 0 0 0 0 0 0 0 0 0

A 3 3 3 3 3 3 3 3 1 1 1 1 1 1 1 1 1 1

B 0 0 0 0 0 0 0 0 2 0 2 0 2 0 2 0 0

74

T 0 0 0 0 | 0 0 0 0 | 0 0 0 0 | 0 0 0 0 | 0 0 0 0

A 0 0 0 0 | 0 0 0 0 | 0 0 0 0 | 1 1 1 1 | 1 1 1 1

B 2 0 2 2 | 2 0 2 2 | 0 2 4 0 | 0 2 0 2 | 0 2 0 2

E Chorus

79

T 1 1 1 1 | 0 0 0 0 | 0 0 0 0 | 0 0 0 0

A 0 0 2 0 | 2 1 2 1 | 2 3 2 | 2 1 0 1

B 0 0 | 2 0 2 1 | 2 2 3 2 | 2 0 2 3

83

T 1 1 1 1 | 0 0 0 0 | 0 0 0 0 | 0 0 0 0

A 0 0 2 0 | 2 1 2 1 | 2 0 0 0 | 2 0 0 0

B 0 0 | 2 0 2 1 | 2 2 0 3

F Interlude

P = 160

P = 80
Dm

86

Gtr IV

Katzu- Solo

T 3 3 5 5 3 3

A

B

Gtr I

T 0 0 | 1 1 1 1 1 1 1 1 1 1

A 2 2 | 0 0 0 0 0 0 0 0 0 0

B 0 0

Musical notation for measures 88-90. The top staff shows guitar notes with accents and a 'k' mark. Chords G, B, A7, and A7/G are indicated above. The bottom staff shows the tablature for Treble (T), Alto (A), and Bass (B) strings.

Musical notation for measures 91-94. The top staff shows guitar notes with a '3' triplet. Chords F, Bm7 5, E, and E7 are indicated above. The text "Chorgesang" is written below the staff. The bottom staff shows the tablature for Treble (T), Alto (A), and Bass (B) strings.

Musical notation for measures 95-98. The section is titled "G Out-Chorus" with a tempo marking of $R = 120$. The top staff shows guitar notes with repeat signs. The bottom staff shows the tablature for Treble (T), Alto (A), and Bass (B) strings.

Musical notation for measures 99-102. The section is titled "G Out-Chorus" with a tempo marking of $R = 140$. The top staff shows guitar notes with repeat signs. The bottom staff shows the tablature for Treble (T), Alto (A), and Bass (B) strings.

103 $R = 160$

Gtr II

T 1 1 0 0 0 0 0 0
A 3 2 3 4 1 0 0 1
B 0 2 2 0 2 2 2 0

Detailed description: This system contains two staves. The top staff is a vocal line with a tempo marking of R = 160. It features a melodic line with various note values and rests, including a repeat sign. The bottom staff is for guitar II, showing fret numbers for the Treble (T), Alto (A), and Bass (B) clefs. The fret numbers are: T: 1 1 0 0 0 0 0 0; A: 3 2 3 4 1 0 0 1; B: 0 2 2 0 2 2 2 0.

107 $R = 180$

1. 2.

Gtr II

T 1 1 0 0 0 0 0 0 0 0 0 0 0 0 0 0
A 3 3 3 3 1 1 1 1 0 0 0 0 1 1 1 1
B 0 2 0 2 2 1 2 2 3 2 2 0 2 3 2 2 0 3

Gtr I

T 1 1 0 0 0 0 0 0 0 0 0 0
A 3 2 3 4 1 1 2 1 1 2 2 0 2 2 2 0
B 0 2 2 0 2 2 2 0 2 2 2 0 2 2 2 0

Detailed description: This system contains three staves. The top staff is a vocal line with a tempo marking of R = 180 and two first/second endings. The middle staff is for guitar II, with fret numbers: T: 1 1 0 0 0 0 0 0 0 0 0 0 0 0 0 0; A: 3 3 3 3 1 1 1 1 0 0 0 0 1 1 1 1; B: 0 2 0 2 2 1 2 2 3 2 2 0 2 3 2 2 0 3. The bottom staff is for guitar I, with fret numbers: T: 1 1 0 0 0 0 0 0 0 0 0 0; A: 3 2 3 4 1 1 2 1 1 2 2 0 2 2 2 0; B: 0 2 2 0 2 2 2 0 2 2 2 0 2 2 2 0.

113 $R = 200$

1. 2.

Gtr II

T 1 1 0 0 0 0 0 0 0 0 0 0
A 3 3 3 3 1 1 1 1 0 0 0 0 1 1 1 1
B 0 2 0 2 2 1 2 2 3 2 2 0 2 3 2 2 0 3

Gtr I

T 1 1 0 0 0 0 0 0 0 0 0 0
A 3 2 3 4 1 1 2 1 1 2 2 0 2 2 2 0
B 0 2 2 0 2 2 2 0 2 2 2 0 2 2 2 0

Detailed description: This system contains three staves. The top staff is a vocal line with a tempo marking of R = 200 and two first/second endings. The middle staff is for guitar II, with fret numbers: T: 1 1 0 0 0 0 0 0 0 0 0 0; A: 3 3 3 3 1 1 1 1 0 0 0 0 1 1 1 1; B: 0 2 0 2 2 1 2 2 3 2 2 0 2 3 2 2 0 3. The bottom staff is for guitar I, with fret numbers: T: 1 1 0 0 0 0 0 0 0 0 0 0; A: 3 2 3 4 1 1 2 1 1 2 2 0 2 2 2 0; B: 0 2 2 0 2 2 2 0 2 2 2 0 2 2 2 0.

P = 220

119

Tablature for measures 119-122. The top staff shows a melodic line with slurs and ties. The bottom three staves (T, A, B) show the fretting for the treble, acoustic, and bass strings respectively. Measure 119: T (1 3, 1 3, 2 3, 0 3), A (0 0), B (0 0). Measure 120: T (0 1, 0 1, 0 1, 0 1), A (2 0, 2 1), B (2 0, 2 1). Measure 121: T (0 0, 0 0, 0 0, 0 0), A (2 2, 3 2), B (2 2, 3 2). Measure 122: T (0 1, 0 1, 0 1, 0 1), A (2 0, 2 3), B (2 0, 2 3).

123

Tablature for measures 123-126. The top staff shows a melodic line with slurs and ties. The bottom three staves (T, A, B) show the fretting for the treble, acoustic, and bass strings respectively. Measure 123: T (1 3, 1 3, 2 3, 0 3), A (0 0), B (0 0). Measure 124: T (0 1, 0 1, 0 1, 0 1), A (2 0, 2 1), B (2 0, 2 1). Measure 125: T (0 0, 0 0, 0 0, 0 0), A (2 2, 0 3), B (2 2, 0 3). Measure 126: T (1 2, 1 2, 1 2), A (2 2, 2 2, 2 2), B (0 0, 0 0, 0 0). The final measure includes a 'C' chord and a 'j' (jam) instruction.

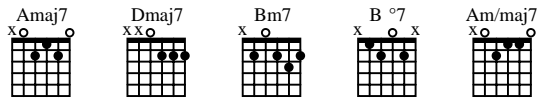
3:38 min.

DER TRAUERIGE AKKORD

As recorded by Jim&Jon
(From the 2003 Album HALLO UND TSCHÜSS!)

Transcribed by Jim&Jon

Words and Music by Heiner Patet
Arranged by Jim&Jon



A Intro

$\text{P} = 132$
Amaj7

Dmaj7

1

Gtr I
let ring-----| let ring-----| let ring-----| let ring-----|

Gtr II
let ring-----| let ring-----| let ring-----| let ring-----|

B Verse

Amaj7

Dmaj7

5

let ring-----| let ring-----| let ring-----| let ring-----|

let ring-----| let ring-----| let ring-----| let ring-----|

Bm7 B °7 Gm

let ring-----| let ring-----| let ring-----| let ring-----|

T 2 3 3 2 3 2 2 0 2 0 3 0 5 0 3 5 3 3 3 (3)

A 2 0 2 3 2 0 0 2 0 2 3 2 0 2 0 1 1 2 4 3

B 2 0 2 0 2 0 2 0 2 3 2 0 2 0 1 1 2 4 3

let ring-----| let ring-----| let ring-----| -

T 2 3 2 3 2 3 2 2 3 2 3 2 3 2 2 3 5

A 2 3 2 3 2 3 2 2 3 2 3 2 3 2 1 2 2 2 4

B 2 2 2 2 2 4 5

C Bridge

Amaj7 D

let ring-----| let ring-----| let ring-----| let ring-----|

T 1 2 1 2 1 2 0 2 3 2 3 2 2 2 3 4 3 5 3

A 0 2 1 1 2 0 2 0 2 1 1 2 0 2 0 2 3 2 0 2

B 0 2 0 2 0 2 0 2 0 2 0 2 0 2 0 2

let ring-----| let ring-----| let ring-----|

T 6 5 6 6 6 5 6 6 5 7 5 7 6 7 6 5 7 7 7 7 9 7

A 6 6 5 6 6 6 6 6 5 6 6 6 6 7 7 6 7 6 7 7 7 7 7

B 0 6 6 5 6 6 6 0 6 6 5 6 6 6 0 6 7 7 6 7 6 5 7 7 7 7

Amaj7 D Amaj7

let ring -----| let ring -----| let ring -----|

| | | | | | | | | | | | | | | | | | | | | | | | |
|---|---|---|---|---|---|---|---|---|---|---|---|---|---|---|---|---|---|---|---|---|---|---|---|
| T | 4 | 5 | 6 | 7 | 6 | 5 | 4 | 5 | 2 | 3 | 4 | 3 | 2 | 3 | 4 | 5 | 6 | 7 | 6 | 7 | 5 | 4 | 0 |
| A | | | | | | | | | | | | | | | | | | | | | | | |
| B | 0 | | | | | | | | 0 | | | | | | | | | | | | | | 0 |

let ring -----| let ring -----| let ring -----|

| | | | | | | | | | | | | | | | | | | | | | | | |
|---|---|---|---|---|---|---|---|---|---|---|---|---|---|---|---|---|---|----|---|---|---|---|---|
| T | 7 | 9 | 9 | 9 | 9 | 9 | 5 | 7 | 7 | 7 | 7 | 9 | 7 | 7 | 9 | 9 | 9 | 11 | 9 | 7 | 6 | 4 | 2 |
| A | | | | | | | | | | | | | | | | | | | | | | | |
| B | | | | | | | | | | | | | | | | | | | | | | | |

D Verse

let ring -----| let ring -----| let ring -----| let ring -----|

| | | | | | | | | | | | | | | | | | | | | | | | | |
|---|---|---|---|---|---|---|---|---|---|---|---|---|---|---|---|---|---|---|---|---|---|---|---|---|
| T | • | 2 | 1 | 2 | 1 | 2 | 0 | 2 | 0 | 2 | 2 | 2 | 2 | 2 | 0 | 2 | 0 | 2 | 2 | 2 | 2 | 0 | 2 | • |
| A | | | | | | | | | | | | | | | | | | | | | | | | |
| B | • | 0 | 2 | 1 | 2 | 0 | 2 | 0 | 2 | 0 | 2 | 0 | 2 | 0 | 2 | 0 | 2 | 0 | 2 | 0 | 2 | 0 | 2 | • |

let ring -----| let ring -----| let ring -----| let ring -----|

| | | | | | | | | | | | | | | | | | | | | | | | | |
|---|---|---|---|---|---|---|---|---|---|---|---|---|---|---|---|---|---|---|---|---|---|---|---|---|
| T | • | 6 | 6 | 5 | 6 | 6 | 6 | 6 | 6 | 6 | 6 | 6 | 6 | 6 | 6 | 6 | 6 | 6 | 6 | 6 | 6 | 6 | 6 | • |
| A | | | | | | | | | | | | | | | | | | | | | | | | |
| B | • | 0 | 6 | 6 | 5 | 6 | 6 | 6 | 6 | 6 | 6 | 6 | 6 | 6 | 6 | 6 | 6 | 6 | 6 | 6 | 6 | 6 | • | |

let ring -----| let ring -----| let ring -----| let ring -----| (3)

| | | | | | | | | | | | | | | | | | | | | | | | | | |
|---|---|---|---|---|---|---|---|---|---|---|---|---|---|---|---|---|---|---|---|---|---|---|---|---|-----|
| T | 2 | 0 | 2 | 3 | 2 | 0 | 2 | 0 | 2 | 0 | 2 | 3 | 2 | 0 | 2 | 0 | 3 | 0 | 5 | 0 | 3 | 3 | 3 | 3 | (3) |
| A | | | | | | | | | | | | | | | | | | | | | | | | | |
| B | 2 | 0 | 2 | 3 | 2 | 0 | 2 | 0 | 2 | 0 | 2 | 0 | 2 | 0 | 2 | 0 | 1 | 1 | 2 | 4 | 3 | 5 | 3 | 3 | |

let ring -----| let ring -----| let ring -----|

| | | | | | | | | | | | | | | | | | | | | | | | | | |
|---|---|---|---|---|---|---|---|---|---|---|---|---|---|---|---|---|---|---|--|--|--|--|--|--|--|
| T | 2 | 3 | 2 | 3 | 2 | 3 | 2 | 2 | 3 | 2 | 3 | 2 | 2 | 3 | 5 | | | | | | | | | | |
| A | | | | | | | | | | | | | | | | | | | | | | | | | |
| B | 2 | | | | | | | 2 | | | | | 1 | 2 | 2 | 2 | 4 | 5 | | | | | | | |

E Bridge

31

let ring-----| let ring-----| let ring-----| let ring-----|

| | | | | | | | | | | | | | | | | | | | | | | |
|---|---|---|---|---|---|---|---|---|---|---|---|---|---|---|---|---|---|---|---|---|---|---|
| T | 2 | 1 | 2 | 1 | 2 | 0 | 2 | 0 | 2 | 3 | 2 | 3 | 2 | 0 | 2 | 2 | 3 | 4 | 3 | 5 | 3 | |
| A | 0 | 2 | 1 | 1 | 2 | 0 | 2 | 0 | 2 | 1 | 1 | 2 | 0 | 2 | 0 | 2 | 0 | 2 | 3 | 2 | 0 | 2 |
| B | 0 | 2 | 1 | 1 | 2 | 0 | 2 | 0 | 2 | 1 | 1 | 2 | 0 | 2 | 0 | 2 | 0 | 2 | 3 | 2 | 0 | 2 |

let ring-----| let ring-----| let ring-----|

| | | | | | | | | | | | | | | | | | | | | | | | | | | | | | | |
|---|---|---|---|---|---|---|---|---|---|---|---|---|---|---|---|---|---|---|---|---|---|---|---|---|---|---|---|---|---|---|
| T | 6 | 6 | 5 | 6 | 6 | 6 | 6 | 6 | 6 | 5 | 6 | 6 | 6 | 6 | 6 | 6 | 6 | 7 | 5 | 7 | 7 | 6 | 7 | 6 | 5 | 7 | 7 | 7 | 9 | 7 |
| A | 0 | 6 | 6 | 5 | 6 | 6 | 6 | 6 | 6 | 0 | 6 | 6 | 5 | 6 | 6 | 6 | 6 | 0 | 6 | 7 | 5 | 7 | 6 | 7 | 6 | 5 | 7 | 7 | 7 | 7 |
| B | 0 | 6 | 6 | 5 | 6 | 6 | 6 | 6 | 6 | 0 | 6 | 6 | 5 | 6 | 6 | 6 | 6 | 0 | 6 | 7 | 5 | 7 | 6 | 7 | 6 | 5 | 7 | 7 | 7 | 7 |

35

let ring-----| let ring-----| let ring-----|

| | | | | | | | | | | | | | | | | | | | | | | | | | | | | | | |
|---|---|---|---|---|---|---|---|---|---|---|---|---|---|---|---|---|---|---|---|---|---|---|---|---|---|---|---|---|---|---|
| T | 4 | 5 | 6 | 7 | 6 | 5 | 4 | 5 | 2 | 3 | 4 | 3 | 2 | 5 | 3 | 4 | 5 | 6 | 7 | 6 | 7 | 5 | 4 | 0 | 0 | 0 | 0 | 0 | 0 | 0 |
| A | 0 | 6 | 7 | 6 | 0 | 0 | 0 | 0 | 0 | 2 | 4 | 3 | 2 | 5 | 3 | 4 | 5 | 6 | 7 | 6 | 7 | 5 | 4 | 0 | 0 | 0 | 0 | 0 | 0 | 0 |
| B | 0 | 6 | 7 | 6 | 0 | 0 | 0 | 0 | 0 | 2 | 4 | 3 | 2 | 5 | 3 | 4 | 5 | 6 | 7 | 6 | 7 | 5 | 4 | 0 | 0 | 0 | 0 | 0 | 0 | 0 |

let ring-----| let ring-----| let ring-----|

| | | | | | | | | | | | | | | | | | | | | | | | | | | | | | | |
|---|---|---|---|----|---|---|---|---|---|---|---|---|---|---|---|---|---|---|---|----|---|---|---|---|---|---|---|---|---|---|
| T | 7 | 9 | 9 | 11 | 9 | 9 | 9 | 5 | 7 | 7 | 7 | 7 | 9 | 7 | 7 | 9 | 7 | 9 | 9 | 11 | 9 | 7 | 6 | 4 | 2 | 2 | 2 | 2 | 2 | 2 |
| A | 7 | 9 | 9 | 11 | 9 | 9 | 9 | 5 | 7 | 7 | 7 | 7 | 9 | 7 | 7 | 9 | 7 | 9 | 9 | 11 | 9 | 7 | 6 | 4 | 2 | 2 | 2 | 2 | 2 | 2 |
| B | 7 | 9 | 9 | 11 | 9 | 9 | 9 | 5 | 7 | 7 | 7 | 7 | 9 | 7 | 7 | 9 | 7 | 9 | 9 | 11 | 9 | 7 | 6 | 4 | 2 | 2 | 2 | 2 | 2 | 2 |

F Verse

39

let ring-----| let ring-----| let ring-----| let ring-----|

T | • 2 1 2 1 2 0 2 | 0 2 1 2 1 2 0 2 | 0 2 2 2 2 0 2 | 0 2 2 2 2 0 2 |

A | • 0 2 1 2 0 2 | 0 2 1 2 0 2 | 0 2 2 2 0 2 | 0 2 2 2 0 2 |

B | • 0 2 1 2 0 2 | 0 2 1 2 0 2 | 0 2 2 2 0 2 | 0 2 2 2 0 2 |

let ring-----| let ring-----| let ring-----| let ring-----|

T | • 6 6 5 6 6 6 | 0 6 6 5 6 6 6 | 0 6 7 5 7 6 7 6 | 0 6 7 5 7 6 7 6 |

A | • 0 6 6 5 6 6 6 | 0 6 6 5 6 6 6 | 0 6 7 5 7 6 7 6 | 0 6 7 5 7 6 7 6 |

B | • 0 6 6 5 6 6 6 | 0 6 6 5 6 6 6 | 0 6 7 5 7 6 7 6 | 0 6 7 5 7 6 7 6 |

43

let ring-----| let ring-----| let ring-----| let ring-----|

T | 2 0 2 3 2 0 2 0 | 2 0 2 3 2 0 2 0 | 2 0 2 0 3 0 5 0 | 3 3 3 3 (3) |

A | 2 0 2 3 2 0 2 0 | 2 0 2 3 2 0 2 0 | 1 1 2 1 3 | 5 3 3 3 |

B | 2 0 2 3 2 0 2 0 | 2 0 2 3 2 0 2 0 | 1 1 2 1 3 | 5 3 3 3 |

let ring-----| let ring-----| let ring-----|

T | 2 3 2 3 2 3 2 | 2 3 2 3 2 3 2 | 2 3 5 | |

A | 2 3 2 3 2 3 2 | 2 3 2 3 2 3 2 | 1 2 2 2 4 | 5 |

B | 2 3 2 3 2 3 2 | 2 3 2 3 2 3 2 | 1 2 2 2 4 | 5 |

G Katzu Solo

48

let ring-----| let ring-----| let ring-----| let ring-----|

T | • 2 1 2 1 2 0 2 | 0 2 1 2 1 2 0 2 | 0 2 2 2 2 0 2 | 0 2 2 2 2 0 2 |

A | • 0 2 1 2 0 2 | 0 2 1 2 0 2 | 0 2 2 2 0 2 | 0 2 2 2 0 2 |

B | • 0 2 1 2 0 2 | 0 2 1 2 0 2 | 0 2 2 2 0 2 | 0 2 2 2 0 2 |

let ring-----| let ring-----| let ring-----| let ring-----|

T | • 6 6 5 6 6 6 | 0 6 6 5 6 6 6 | 0 6 7 5 7 6 7 6 | 0 6 7 5 7 6 7 6 |

A | • 0 6 6 5 6 6 6 | 0 6 6 5 6 6 6 | 0 6 7 5 7 6 7 6 | 0 6 7 5 7 6 7 6 |

B | • 0 6 6 5 6 6 6 | 0 6 6 5 6 6 6 | 0 6 7 5 7 6 7 6 | 0 6 7 5 7 6 7 6 |

52

let ring-----| let ring-----| let ring-----| let ring-----|

| | | | | | |
|---|-------------|-------------|---------------|---------|-----|
| T | 2 0 2 3 2 0 | 2 0 2 3 2 0 | 2 0 2 0 3 5 0 | 3 3 3 3 | (3) |
| A | 2 0 2 3 2 0 | 2 0 2 3 2 0 | 1 1 2 4 | 5 3 3 3 | |
| B | 2 0 2 0 2 0 | 2 0 2 0 2 0 | 1 1 2 4 | 3 | |

let ring-----| let ring-----| let ring-----|

| | | | | | |
|---|-------------|-------------|-----------|---|--|
| T | 2 3 2 3 3 2 | 2 3 2 3 3 2 | 2 3 5 | | |
| A | 2 3 2 3 2 | 2 3 2 3 2 | 2 3 5 | | |
| B | 2 | 2 | 1 2 2 2 4 | 5 | |

H Bridge

57

let ring-----| let ring-----| let ring-----| let ring-----|

| | | | | |
|---|-----------------|-----------------|-----------------|---------------|
| T | 0 2 1 2 1 2 0 2 | 0 2 1 2 1 2 0 2 | 0 2 3 2 3 2 0 2 | 2 3 4 3 5 3 |
| A | 0 2 1 2 1 2 0 2 | 0 2 1 2 1 2 0 2 | 0 2 3 2 3 2 0 2 | 0 3 2 4 3 2 3 |
| B | 0 2 1 2 1 2 0 2 | 0 2 1 2 1 2 0 2 | 0 2 3 2 3 2 0 2 | 0 3 2 4 3 2 3 |

let ring-----| let ring-----| let ring-----|

| | | | | |
|---|---------------|---------------|-----------------|-------------|
| T | 0 6 6 5 6 6 6 | 0 6 6 5 6 6 6 | 0 6 7 5 7 6 7 6 | 5 7 7 7 9 7 |
| A | 0 6 6 5 6 6 6 | 0 6 6 5 6 6 6 | 0 6 7 5 7 6 7 6 | 5 7 7 7 7 7 |
| B | 0 6 6 5 6 6 6 | 0 6 6 5 6 6 6 | 0 6 7 5 7 6 7 6 | 5 7 7 7 7 7 |

61

let ring-----| let ring-----| let ring-----|

| | | | | |
|---|-----------------|---------------|-------------------|---|
| T | 4 5 6 7 6 5 4 5 | 2 3 4 3 5 3 | 4 5 6 7 6 7 5 4 | 0 |
| A | 4 5 6 7 6 5 4 5 | 2 3 4 3 5 3 | 4 5 6 7 6 7 5 4 | 0 |
| B | 0 4 5 6 7 6 5 4 | 0 2 3 4 3 5 3 | 0 4 5 6 7 6 7 5 4 | 0 |

let ring-----| let ring-----| let ring-----|

| | | | | |
|---|----------------|---------------|------------------|---|
| T | 7 9 9 11 9 9 9 | 5 7 7 7 7 9 7 | 7 9 9 11 9 7 6 4 | 2 |
| A | 7 9 9 11 9 9 9 | 5 7 7 7 7 9 7 | 7 9 9 11 9 7 6 4 | 2 |
| B | 7 9 9 11 9 9 9 | 5 7 7 7 7 9 7 | 7 9 9 11 9 7 6 4 | 2 |

I Verse

65 *gg* 4

let ring-----| let ring-----| let ring-----| let ring-----|

T
A
B

0 2 1 2 1 2 0 2 | 0 2 1 2 1 2 0 2 | 0 2 2 2 2 0 2 | 0 2 2 2 2 0 2

69 *gg*

let ring-----| let ring-----| let ring-----| let ring-----|

T
A
B

2 0 2 3 2 0 2 0 | 2 0 2 3 2 0 2 0 | 2 0 2 0 3 0 5 0 | 3 3 3 3 (3)

2 3 2 3 2 | 2 3 2 3 2 | 2 3 5 |

2 | 2 | 1 2 2 2 4 | 5

Slowly *R* = 92

Am/maj7

74 *gg*

let ring-----|

T
A
B

0 2 1 1 0 1 1 2 | 0 1 2 0

0 2 1 1 0 1 1 2 | 0 1 2 0

3:03 min.

POTTWAL PETE

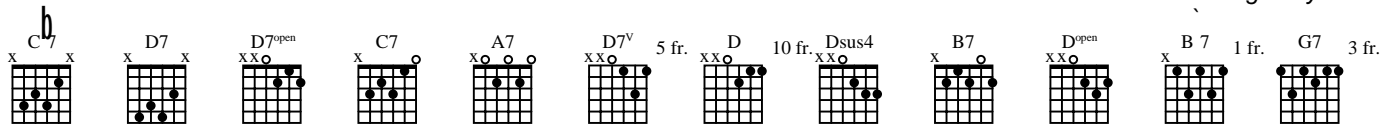
As recorded by Jim&Jon

(From the 2003 Album HALLO UND TSCHÜSS)

Transcribed by Jim&Jon

Words and Music by Heiner Patet/Christian Bohning

Arranged by Jim&Jon



A Intro

$\text{P} = 220$
G

C7

9/4

Gtr I

| | | | | | | | | | |
|---|-----|-----|-----|-----|-----|-----|-----|-----|-----|
| T | 3 3 | 3 3 | 3 3 | 3 3 | 3 3 | 0 0 | 0 0 | 0 0 | 0 0 |
| A | 0 0 | 0 0 | 0 0 | 0 0 | 0 0 | 2 2 | 3 3 | 3 3 | 3 3 |
| B | 3 | 3 | 3 | 3 | 3 | 3 | 3 | 3 | 3 |

Gtr II

| | | | | | | | | | | | | |
|---|---|---|---|---|---|-----|---|---|---|---|---|---|
| T | 3 | 1 | 3 | 2 | 1 | (1) | 3 | 1 | 3 | 0 | 3 | 0 |
| A | | | | | | | | | | | | |
| B | | | | | | | | | | | | |

G C7 C7 D7

Gtr I

| | | | | | | | | | |
|---|-----|-----|-----|-----|-----|-----|-----|-----|-----|
| T | 3 3 | 3 3 | 3 3 | 3 3 | 3 3 | 1 2 | 3 4 | 3 5 | (3) |
| A | 0 0 | 0 0 | 0 0 | 0 0 | 0 0 | 3 4 | 4 5 | 5 5 | (5) |
| B | 3 | 3 | 3 | 3 | 3 | 3 | 4 | 5 | (5) |

Gtr II

| | | | | | | | | | |
|---|---|---|---|---|---|---|---|---|-----|
| T | 3 | 1 | 3 | 2 | 1 | 1 | 2 | 3 | (3) |
| A | | | | | | | | | |
| B | | | | | | | | | |

B Verse

Musical notation for the first system of the Verse section, measures 9-12. Chords: G, C7, G, C7. Includes guitar staff with tablature and fret numbers (3, 2, 3, 2, 3, 2, 3, 2, 3, 2, 3, 2).

Musical notation for the second system of the Verse section, measures 13-16. Chords: G, C7, A7, D, D7^{open}. Includes guitar staff with tablature and fret numbers (3, 2, 3, 0, 2, 2, 2, 2, 2, 0, 2, 2, 2).

Musical notation for the third system of the Verse section, measures 17-20. Chords: D^{open}, D7^v. Includes guitar staff with tablature and fret numbers (2, 5, 10, 2, 0, 1, 2, 3, 2, 0). Includes a section labeled "Gtr II" with a series of rhythmic slashes.

C Chorus

Musical notation for the Chorus section, measures 21-24. Chords: G, C, C7. Includes guitar staff with tablature and fret numbers (3, 3, 3, 3, 3, 3, 3, 0, 3, 0, 2, 3, 3, 3, 3, 3, 3, 3, 3, 3, 3, 3, 3, 3).

25

G C D C Dsus4

T A B

29

G C C7 A7

T A B

33

D Em C G

T A B

37

Dopen Em C D

T A B

D Pre-Verse

G

40

9 4

T A B

Gtr II

T A B

44

g

T A B

P.M. P.M.

T A B

E Verse

48

g

T A B

P.M. P.M.-1

1. D^{open} D7

52

g

T A B

P.M. P.M.

56

D open D7^v

Gtr II P.M. P.M.

[F] Chorus

60

64

68

72

P.M. P.M.

76

G C D C

Gtr II

T
A
B

H

G Guitar Solo

80

G C7 A7 D

T
A
B

P P H

H Interlude

84

G C7 G B7

T
A
B

88

Em A7

System 88: Three staves (Melody, Bass, and Chords). The melody staff shows a sequence of notes with a 'g' marking. The bass staff shows a sequence of fret numbers: 2, 2, 2, (2), 0, 2, 1, 0, 0, 0, (0), 0, 2, 0. The chord staff shows chord diagrams for Em and A7.

92

1. 2.

D D^{open} D7^v D

System 92: Three staves (Melody, Bass, and Chords). The melody staff shows a sequence of notes with a 'g' marking and a repeat sign. The bass staff shows fret numbers: 0, 2, 0, (0), 0, 4, 3, 0, 0, 2, 0, 2, 1, 0. The chord staff shows chord diagrams for D, D^{open}, D7^v, and D.

I Verse

96

System 96: Three staves (Melody, Bass, and Chords). The melody staff shows a sequence of notes with a 'g' marking. The bass staff shows fret numbers: 3, 0, 3, 3, 2, 3, 2, 0, 3, 3, 2, 3. The chord staff shows chord diagrams for G, D, and G.

100

P.M.

System 100: Three staves (Melody, Bass, and Chords). The melody staff shows a sequence of notes with a 'g' marking. The bass staff shows fret numbers: 3, 0, 3, 3, 0, 2, 2, 0, 0, 0, 2, 1, 0. The chord staff shows chord diagrams for G, D, and P.M. (Power Move).

104

T 3 3 3 3 3
A 0 0 0 0 0
B 3 2 3

P.M.

T 0 0 0
A 2 1 3
B 3

P.M.-1

T 0 0 0
A 2 1 3
B 3 2 3

108

T 3 3 3 3 3
A 0 0 0 0 0
B 3 2 3

P.M.

T 0 0 0
A 2 1 3
B 3

T 0 0 0
A 2 0 2
B 0 2 2

J Blues Interlude

$\text{P.} = 95$
D^{open}

D7^v

G

C7

111

T 3 3 3 3 3
A 0 2 4 0 2 0 1 2
B 3

T 3 3 3 3
A 0 0 0 0
B 3

T 1 0 1
A 3 2 3
B 3

Gtr II

T 3 3 5 3
A 3 3 5 3
B 3 3 5 3

3/4

T 3 3 5 3
A 3 3 5 3
B 3 3 5 3

1/2

T 3 3 5 3
A 3 3 5 3
B 3 3 5 3

G

C7

G

C7

115

T 3 3 3 3 3
A 1 0 1 3 3
B 3 2 3

T 3 3 3 3
A 0 0 0 0
B 3

T 1 0 1
A 3 2 3
B 3

T 3 3 5 3
A 3 3 5 3
B 3 3 5 3

3/4

T 3 3 5 3
A 3 3 5 3
B 3 3 5 3

3/4

T 3 3 5 3
A 3 3 5 3
B 3 3 5 3

1/2

T 3 3 5 3
A 3 3 5 3
B 3 3 5 3

A7 D C D7^{open} C7 C^b D7

119

let ring-----|

K Pre-Chorus

123

L Chorus

P = 220

130

Gtr I

Gtr II

sl.

134

P.M.

138

138

T
A
B

142

142

T
A
B

146

146

T
A
B

149

149

T
A
B

153

153

T
A
B

P.M. P.M.

157

157

T
A
B

161

T
A
B

165

T
A
B

M Outro

169

T
A
B

170

T
A
B

Gtr II

C7 b
C7

173

T
A
B

174

T
A
B

D7

G7

176

| | | | | | |
|---|---|-----|-----|---|---|
| T | 3 | (3) | (3) | | |
| A | 5 | (5) | (5) | 3 | 3 |
| B | 5 | (5) | (5) | 3 | 3 |

g v v v gv eV v v v ev. iv. w.

Gtr II



| | | | | | |
|---|---|---|---|---|---|
| T | 7 | 6 | 5 | | 3 |
| A | 7 | 6 | 5 | 3 | 4 |
| B | | | | | |

sl.

181

| | | | | | | |
|---|-----|-----|-----|-----|-----|-----|
| T | (4) | (4) | (4) | (4) | (4) | (4) |
| A | (3) | (3) | (3) | (3) | (3) | (3) |
| B | (3) | (3) | (3) | (3) | (3) | (3) |

sl.

sl.

sl.

sl.

sl.

sl.

CUBA LIBRE

As recorded by Jim&Jon

(From the 2003 Album HALLO UND TSCHÜSS)

Transcribed by Jim&Jon

Words and Music by Heiner Patet
Arranged by Jim&Jon

Dm7/C 5 fr. Dmadd11/B 5 fr. B 6 6 fr. Gm6/E 7 fr.

A Intro

R = 120

1 | e 4 |

Dm Dm7/C Dmadd11/B B 6 Gm Gm6/E A7 B 7 A

Gtr I P.M. P.M. P.M.

Dm Dm7/C Dmadd11/B B 6 Gm Gm6/E A7 B 7 A

Gtr I P.M. P.M. P.M.

B 7 A7 B 7 A C

P.M.

P H

B Verse

13 | e v j v^C k 2 | e 4 |

Dm Dm7/C Gm6/E A

4x

17

Gm A B 7 A7

T
A
B

P.M.

21

Dm Dm7/C Gm6/E A Dm Dm7/C Gm6/E A

T
A
B

25

Dm Dm7/C Gm6 A Dm Dm7/C Gm6/E A

T
A
B

29

Gm A B 7 A7

T
A
B

P.M.

C Chorus

33

Dm Dm7/C Dmadd11/B B 6 Gm Gm6/E A7 B 7 A

T
A
B

Gtr I

P.M. P.M. P.M.

37

Dm Dm7/C Dmadd11/B B 6 Gm Gm6/E A7 B 7 A

Gtr I P.M. P.M. P.M.

| | | | | | | | | | | | | | | | | | |
|---|---|---|---|---|---|---|---|---|---|---|---|---|---|----|---|---|---|
| T | 5 | 5 | 5 | 5 | 5 | 5 | 5 | 8 | 8 | 8 | 8 | 8 | 8 | 10 | 5 | 5 | 5 |
| A | 6 | 6 | 6 | 6 | 6 | 6 | 6 | 7 | 7 | 7 | 7 | 7 | 7 | 9 | 9 | 9 | 9 |
| B | 7 | 7 | 7 | 7 | 7 | 7 | 7 | X | X | X | X | X | X | 0 | 0 | 0 | 0 |

41

B 7 A7 B 7 A7

| | | | | | | | | | | | | | | | | | |
|---|---|---|---|---|---|---|-----|---|---|---|---|---|---|---|---|---|---|
| T | 1 | 1 | 1 | 1 | 1 | 0 | (0) | 1 | 1 | 0 | 0 | 0 | 0 | 0 | 0 | 0 | 0 |
| A | 3 | 3 | 3 | 3 | 3 | 0 | (0) | 3 | 3 | 0 | 0 | 0 | 0 | 0 | 0 | 0 | 0 |
| B | 1 | 1 | 1 | 1 | 1 | 0 | (0) | 1 | 1 | 0 | 0 | 0 | 0 | 0 | 0 | 0 | 0 |

[D] Pre-Verse

47

Dm Dm7/C Dmadd11/B B 6 Gm Gm6/E A7 B 7 A

Gtr I P.M. P.M. P.M.

| | | | | | | | | | | | | | | | | | |
|---|---|---|---|---|---|---|---|---|---|---|---|---|---|----|---|---|---|
| T | 5 | 5 | 5 | 5 | 5 | 5 | 5 | 8 | 8 | 8 | 8 | 8 | 8 | 10 | 5 | 5 | 5 |
| A | 6 | 6 | 6 | 6 | 6 | 6 | 6 | 7 | 7 | 7 | 7 | 7 | 7 | 9 | 9 | 9 | 9 |
| B | 7 | 7 | 7 | 7 | 7 | 7 | 7 | X | X | X | X | X | X | 0 | 0 | 0 | 0 |

51

Dm Dm7/C Dmadd11/B B 6 Gm Gm6/E A7 B 7 A

Gtr I P.M. P.M. P.M.

| | | | | | | | | | | | | | | | | | |
|---|---|---|---|---|---|---|---|---|---|---|---|---|---|----|---|---|---|
| T | 5 | 5 | 5 | 5 | 5 | 5 | 5 | 8 | 8 | 8 | 8 | 8 | 8 | 10 | 5 | 5 | 5 |
| A | 6 | 6 | 6 | 6 | 6 | 6 | 6 | 7 | 7 | 7 | 7 | 7 | 7 | 9 | 9 | 9 | 9 |
| B | 7 | 7 | 7 | 7 | 7 | 7 | 7 | X | X | X | X | X | X | 0 | 0 | 0 | 0 |

55

B 7 A7 B 7 A7

Gtr I P.M.

| | | | | | | | | | | | | | | | | | |
|---|---|---|---|---|---|---|-----|---|---|---|---|---|---|---|---|---|---|
| T | 1 | 1 | 1 | 1 | 1 | 0 | (0) | 1 | 1 | 1 | 1 | 1 | 1 | 5 | 6 | 5 | 5 |
| A | 3 | 3 | 3 | 3 | 3 | 0 | (0) | 3 | 3 | 3 | 3 | 3 | 3 | 5 | 8 | 6 | 5 |
| B | 1 | 1 | 1 | 1 | 1 | 0 | (0) | 1 | 1 | 1 | 1 | 1 | 1 | 5 | 8 | 6 | 5 |

P

E Verse

59

Dm Dm7/C Gm6/E A

T
A
B

63

Gm A B 7 A7

T
A
B

P.M.

F Chorus

67

Dm Dm7/C Dmadd11/B B 6 Gm Gm6/E A7 B 7 A

T
A
B

P.M. P.M. P.M.

71

Dm Dm7/C Dmadd11/B B 6 Gm Gm6/E A7 B 7 A

T
A
B

P.M. P.M. P.M.

75

B 7 A7 B 7 A7

T
A
B

CUBA LIBRE (Bassline)

As recorded by Jim&Jon
(From the 2003 Album HALLO UND TSCHÜSS)

Transcribed by Christian Bohning

Words and Music by Heiner Patet
Arranged by Jim&Jon

A Intro

1 He 4 v v j v v j v v k v v k v j v v j v k v k v

Gtr I

T A B 5 5 8 8 7 7 6 6 5 3 3 7 7 5 6 5 5

5 He v v j v v j v v k v v v v v k v v v k k v k v k v

T A B 5 5 8 8 7 7 6 5 7 8 5 7 5 7 8 7 5 6 5 5

9 He v v k v k v k v v k v v v v v k v k v k v

T A B 6 6 8 8 5 (5) 5 7 7 7 5 6 6 8 8 5

B Verse

13 He j. v v v v v 2 v k v v j v v j v k v v k v

T A B 7 5 3 2/3 0 0 5 5 8 8 6 5 7 5

sl.

17 He v v j v v j v v v v v k v v v v v k v k v k v

T A B 5 5 8 8 8 10 8 7 5 6 5 3 3 5 5 5

20 He v v k v k v k v v k v k v j k v v v k v v v

T A B 5 7 7 5 6 6 8 8 5 5 5 5 5 5

23 He v v j v v j v v k v v v v j v v j v v v v k v v v

T A B 5 5 8 8 6 5 7 5 5 5 8 8 8 10 8 7 5 6 5

27 He $\overset{V}{\downarrow} \overset{V}{\downarrow} k \overset{V}{\downarrow} k \overset{V}{\downarrow} k \overset{C}{\downarrow}$ $\overset{V}{\downarrow} \overset{V}{\downarrow} k \overset{V}{\downarrow} k \overset{V}{\downarrow} k \overset{C}{\downarrow}$ $\overset{V}{\downarrow} \overset{V}{\downarrow} k \overset{V}{\downarrow} k \overset{V}{\downarrow} j$ $k \overset{V}{\downarrow} \overset{V}{\downarrow} \overset{V}{\downarrow} k \overset{V}{\downarrow} \overset{V}{\downarrow} \overset{V}{\downarrow}$

T
A
B 3 3 5 5 5 5 7 7 5 6 6 8 8 5 5 5 5 5 5

C Chorus

31 He $v v j$ $\overset{V}{\downarrow} \overset{V}{\downarrow} j$ $\overset{V}{\downarrow} \overset{V}{\downarrow} k$ $\overset{C}{\downarrow} k \overset{C}{\downarrow}$ $\overset{V}{\downarrow} \overset{V}{\downarrow} j$ $v v j$ 5 $v k \overset{V}{\downarrow} \overset{V}{\downarrow} \overset{V}{\downarrow} \overset{V}{\downarrow} \overset{V}{\downarrow} \overset{V}{\downarrow} \overset{V}{\downarrow} \overset{V}{\downarrow}$

T
A
B 5 5 8 8 7 7 6 6 5 3 3 7 7 8 7 5 7 5 8 7

35 He 4 $v v j$ $\overset{V}{\downarrow} \overset{V}{\downarrow} j$ $\overset{V}{\downarrow} \overset{V}{\downarrow} k$ v $v v v$ $\overset{V}{\downarrow} \overset{V}{\downarrow} \overset{V}{\downarrow} k$ $v v v k$ v $k \overset{C}{\downarrow} k \overset{C}{\downarrow} k \overset{C}{\downarrow}$

T
A
B 5 5 8 8 7 7 6 5 7 8 5 7 5 7 8 7 5 6 5 5

39 He $\overset{V}{\downarrow} \overset{V}{\downarrow} k \overset{V}{\downarrow} k \overset{V}{\downarrow} k \overset{C}{\downarrow}$ U U U U V

Y Y Y

T
A
B 6 6 8 8 5 (5) 6 6 5 5 12 *sl.*

D Pre-Verse

45 He 4 $v v j$ $\overset{V}{\downarrow} \overset{V}{\downarrow} j$ $\overset{V}{\downarrow} \overset{V}{\downarrow} k$ v $\overset{C}{\downarrow} k \overset{C}{\downarrow}$ $\overset{V}{\downarrow} \overset{V}{\downarrow} j$ $v v j$ $v k v \overset{C}{\downarrow} k \overset{C}{\downarrow}$

T
A
B 5 5 8 8 7 7 6 6 5 3 3 7 7 5 6 5 5

49 He $v v j$ $\overset{V}{\downarrow} \overset{V}{\downarrow} j$ $\overset{V}{\downarrow} \overset{V}{\downarrow} k$ v $v v v$ $\overset{V}{\downarrow} \overset{V}{\downarrow} \overset{V}{\downarrow} k$ $v v v k$ v $k \overset{C}{\downarrow} k \overset{C}{\downarrow} k \overset{C}{\downarrow}$

T
A
B 5 5 8 8 7 7 6 5 7 8 5 7 8 7 5 6 5 5

53 He $\overset{V}{\downarrow} \overset{V}{\downarrow} k \overset{V}{\downarrow} k \overset{V}{\downarrow} k \overset{C}{\downarrow}$ $\overset{V}{\downarrow} \overset{V}{\downarrow} k \overset{V}{\downarrow} \overset{V}{\downarrow} \overset{V}{\downarrow} \overset{V}{\downarrow}$ $\overset{V}{\downarrow} \overset{V}{\downarrow} k \overset{V}{\downarrow} k \overset{V}{\downarrow} k \overset{C}{\downarrow}$ $-$

T
A
B 6 6 8 8 5 (5) 5 7 7 7 7 5 6 6 8 8 5

E Verse

57 He $j.$ $\overset{V}{\downarrow} \overset{V}{\downarrow} \overset{V}{\downarrow}$ $v v$ 2 $v k$ v 4 $v v j$ $\overset{V}{\downarrow} \overset{V}{\downarrow} j$ $v \overset{V}{\downarrow} k$ $v \overset{V}{\downarrow} \overset{V}{\downarrow}$

T
A
B 7 5 3 2/3 0 0 || 5 5 8 8 6 5 7 5 *sl.*

61 He *v v j* *v v j* *V V V V k* *v v v v* :|| *v v k* *U k v k C*

T A B 5 5 8 8 | 8 10 8 7 | :|| 5 6 5 | 3 3 5 5

64 He *v v k* *U k v k C* *v v k* *U k v j* *k v v v* *k v v v*

T A B 5 5 7 7 | 5 6 6 8 8 | 5 5 5 5 5 5

F Chorus

67 He *v v j* *v v j* *v v k* *v C k C* *v v j* *v v j* *5* *v k* *V V V V V V*

T A B 5 5 8 8 | 7 7 6 6 5 3 3 7 7 | 5 8 7 5 7 5 8 7

71 He *4* *v v j* *v v j* *v v k* *v v v* *V V V k v v v k* *v k C k C k C*

T A B 5 5 8 8 | 7 7 6 5 7 8 | 5 7 5 7 8 7 | 5 6 5 5

75 He *v k* *V k v k C* *U* *U* *U* *U* *v.* *V*

Y Y Y

T A B 6 6 8 5 (5) | 6 6 5 | 5 12 *sl.*

81 He *v v j* *v v j* *v v k* *v C k C* *v v j* *v v j* *5* *v k* *V V V V V V*

T A B 5 5 8 8 | 7 7 6 6 5 3 3 7 7 | 5 8 7 5 7 5 8 7

85 He *4* *v v j* *v v j* *v v k* *v v v* *V V V k v v v k* *v k C k C k C*

T A B 5 5 8 8 | 7 7 6 5 7 8 | 5 7 5 7 8 7 | 5 6 5 5

G Out-Chorus

89 He *v k* *V k v k C* *v v k* *V V V v* *v v k* *V k v k C* *-* *j.* *V V V v v v k* *U* *U*

Y

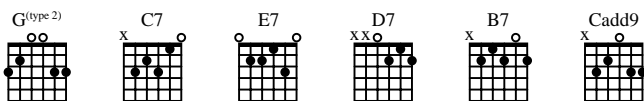
T A B 6 6 8 5 (5) 5 | 7 7 7 5 6 6 8 5 | 7 5 3 2 0 0 | 5 7 5 *sl.*

ANJA

As recorded by Jim & Jon
(From the 2003 Album HALLO... UND TSCHÜSS)

Transcribed by Jim&Jon

Words by Bohning/Heger/Heidenreich
Music by Christian Bohning
Arranged by Jim&Jon



A Intro

$\text{P} = 120$
G

E7

Am

Musical notation for the Intro section, including guitar staves and tablature.

B Verse

D7

G

E7

Musical notation for the Verse section, including guitar staves and tablature.

1. | 2.

Am D7 Am D7

T
A
B

T 10 8 10 8 9 7 9 7 10 8 10 7 8 10

A
B

C Chorus

C D G G/F^b

T
A
B

T
A
B

Gr II *f*

T
A
B

T
A
B

T
A
B

E7 Am D7

T
A
B

T
A
B

T
A
B

17

C D B7 C D

T
A
B

20

D Verse
G G E7

T
A
B

23

1. 2.
Am D7 Am D7

T
A
B

E Chorus

27

C D G G/b

T
A
B

T
A
B

30

E7 Am D7

T
A
B

T
A
B

33

C D B7 C D

T
A
B

T
A
B

F Interlude

36

T
A
B

(3) (7) (5)

39

T
A
B

C D G G/F^b

Solo

T
A
B

43

T
A
B

E Am D G D

T
A
B

H P P H H H H P

47

B7 C D G C

T
A
B

T
A
B

H P H P

G Verse

50

G E7 Am D7

T
A
B

T
A
B

54

G E7 Am D7

T
A
B

T
A
B

H Chorus

58

C D G G/F^b

Gtr II *f*

T A B

T A B

61

E7 Am D7

T A B

T A B

64

C D B7 C D

T A B

T A B

I Outro

67

1. G G7 G E7

2.

69

Am D7 G Cadd9 G

70

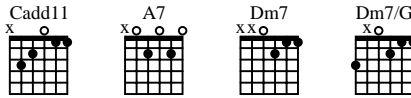
2:49 min.

UND TSCHÜSS!

As recorded by Jim&Jon

Transcribed by Heiner Patet

Words by Heiner Patet
Music by Chris Bohning/ Heiner Patet
Arranged by Jim&Jon



A Intro

$P = 162$
F

Fm

Cadd11

A7

1

Gtr I
let ring-----|

| | | | | | | | | | | | | | |
|---|---|---|---|---|---|---|---|---|---|---|---|---|---|
| T | 1 | 1 | 1 | 1 | 1 | 1 | 0 | 1 | 2 | 2 | 0 | 2 | 0 |
| A | 3 | 2 | 3 | 2 | 1 | 3 | 1 | 1 | 3 | 1 | 1 | 0 | 2 |
| B | 3 | 2 | 3 | 2 | 1 | 3 | 1 | 1 | 3 | 1 | 1 | 0 | 2 |

Dm7

Dm7/G

5

let ring-----|

| | | | | | | | | | | | | | |
|---|---|---|---|---|---|---|---|---|---|---|---|---|---|
| T | 1 | 1 | 1 | 1 | 1 | 1 | 1 | 1 | 0 | 1 | 3 | 4 | |
| A | 0 | 2 | 0 | 2 | 1 | 0 | 2 | 0 | 2 | 1 | 0 | 2 | 4 |
| B | 0 | 2 | 0 | 2 | 1 | 0 | 2 | 0 | 2 | 1 | 3 | 4 | |

B Verse

C

E7

F

D/F^b

9

let ring-----|

| | | | | | | | | | | | | | |
|---|---|---|---|---|---|---|---|---|---|---|---|---|---|
| T | 1 | 0 | 1 | 0 | 3 | 3 | 1 | 3 | 1 | 1 | 3 | 2 | 3 |
| A | 3 | 2 | 3 | 2 | 0 | 2 | 1 | 3 | 2 | 1 | 3 | 2 | 2 |
| B | 3 | 2 | 3 | 2 | 0 | 2 | 1 | 3 | 2 | 1 | 3 | 2 | 2 |

C

E7

F

D7

13

let ring-----|

| | | | | | | | | | | | | | |
|---|---|---|---|---|---|---|---|---|---|---|---|---|---|
| T | 0 | 1 | 1 | 0 | 3 | 0 | 3 | 1 | 2 | 1 | 2 | 7 | 7 |
| A | 0 | 1 | 1 | 0 | 3 | 0 | 3 | 1 | 2 | 1 | 2 | 5 | 7 |
| B | 0 | 1 | 1 | 0 | 3 | 0 | 3 | 1 | 2 | 1 | 2 | 5 | 7 |

17

F D/F^b G5 E/G^b

let ring-----| let ring-----| let ring-----| let ring-----|

| | | | | | | | | | | | | | | |
|---|---|---|---|---|---|---|---|---|---|---|---|---|--|---|
| T | 1 | 2 | 1 | 3 | 3 | 3 | 3 | 5 | 4 | 5 | 4 | | | |
| A | | 3 | 2 | | 0 | 2 | 0 | 2 | 6 | 4 | 6 | 4 | | |
| B | 1 | | 1 | 2 | | 2 | | 3 | | 3 | | 4 | | 0 |

21

Am Am/G D/F^b Fm

let ring-----| let ring-----| let ring-----| let ring-----|

| | | | | | | | | | | | | | | | | |
|---|---|---|---|---|---|---|---|---|---|---|---|---|---|---|---|---|
| T | 1 | 2 | 1 | 1 | 2 | 3 | 3 | 0 | 2 | 3 | 0 | 2 | 1 | 1 | 1 | 1 |
| A | | 2 | 2 | | 0 | 2 | 2 | | 2 | 0 | 2 | | 3 | 1 | 3 | 1 |
| B | 0 | | 0 | 3 | | 3 | | 2 | | 2 | | 1 | | 3 | | 1 |

25

Cadd11 A7 Dm7 Dm7/G

let ring-----| let ring-----| let ring-----| let ring-----| let ring-----|

| | | | | | | | | | | | | | | | | | |
|---|---|---|---|---|---|---|---|---|---|---|---|---|---|---|---|---|---|
| T | 1 | 0 | 1 | 2 | 0 | 2 | 0 | 1 | 1 | 1 | 1 | 1 | 1 | 1 | 0 | 1 | 3 |
| A | 3 | 2 | 3 | 2 | 0 | 2 | 0 | 0 | 2 | 0 | 2 | 0 | 2 | 2 | 2 | 1 | 4 |
| B | 3 | | 3 | | 0 | | 0 | 0 | | 0 | | 0 | | 2 | 3 | 3 | |

31

C E7 F D/F^b

let ring-----| let ring-----| let ring-----| let ring-----|

| | | | | | | | | | | | | | | | | |
|---|---|---|---|---|---|---|---|---|---|---|---|---|---|---|---|---|
| T | 1 | 0 | 1 | 3 | 1 | 3 | 1 | 1 | 2 | 1 | 2 | 3 | 2 | 3 | 2 | 2 |
| A | 3 | 2 | 0 | 2 | 1 | 3 | 2 | 1 | 3 | 2 | 3 | 2 | 0 | 2 | 0 | 2 |
| B | 3 | | 3 | 0 | | 0 | 1 | | 3 | | 1 | 3 | | 2 | | 2 |

35

C E7 F D7

let ring-----| let ring-----| let ring-----| let ring-----|

| | | | | | | | | | | | | | | | | |
|---|---|---|---|---|---|---|---|---|---|---|---|---|---|---|---|---|
| T | 0 | 1 | 1 | 3 | 0 | 3 | 1 | 2 | 1 | 2 | 7 | 5 | 7 | 5 | 7 | 5 |
| A | 0 | | 2 | 2 | 1 | 1 | 3 | 2 | 1 | 3 | 2 | 7 | 5 | 7 | 5 | 5 |
| B | 3 | | 3 | 0 | | 0 | 1 | | 1 | | 5 | | 5 | | 5 | |

39

F D/F^b G5 E/G^b

let ring-----| let ring-----| let ring-----| let ring-----|

| | | | | | | | | | | | | | | | | |
|---|---|---|---|---|---|---|---|---|---|---|---|---|---|---|--|---|
| T | 1 | 2 | 1 | 2 | 3 | 3 | 2 | 3 | 2 | 5 | 4 | 5 | 4 | | | |
| A | | 3 | | 2 | 3 | 0 | 2 | 0 | 2 | | 6 | 4 | 6 | 4 | | |
| B | 1 | | 1 | | 2 | 2 | | 2 | | 3 | | 3 | | 4 | | 0 |

43

Am Am/G D/F^b Fm

let ring-----| let ring-----| let ring-----| let ring-----|

| | | | | | | | | | | | | | | | | | | | | | | | | | |
|---|---|---|---|---|---|---|---|---|---|---|---|---|---|---|---|---|---|---|---|---|---|---|---|---|---|
| T | 1 | 2 | 1 | 2 | 1 | 2 | 3 | 2 | 3 | 0 | 2 | 3 | 0 | 2 | 1 | 3 | 1 | 1 | 3 | 1 | | | | | |
| A | | 0 | 2 | 2 | 0 | 2 | 2 | | 2 | 2 | 2 | 1 | 2 | 2 | 3 | 0 | 2 | 0 | 2 | | 1 | 3 | 1 | 3 | 1 |
| B | 0 | | 2 | | 0 | | 2 | | 2 | | 2 | | 2 | | 2 | | 2 | | 2 | | 1 | | 3 | | 1 |

C Chorus

47

C C7

let ring-----| let ring-----| let ring-----|

| | | | | | | | | | | | | | | | | | | | | | | | | | | |
|---|---|---|---|---|---|---|---|---|---|---|---|---|---|---|---|---|---|---|---|---|---|--|---|--|---|---|
| T | 1 | 2 | 0 | 1 | 0 | 1 | 1 | 1 | 0 | 1 | 1 | 0 | 1 | 1 | 0 | 1 | 3 | 1 | 2 | 3 | | | | | | |
| A | | 3 | | 2 | 0 | 2 | | 3 | | 3 | | 2 | 0 | 2 | 0 | | 3 | 2 | 3 | 2 | 3 | | | | | |
| B | 3 | | 3 | | 3 | | 3 | | 3 | | 0 | 2 | | 3 | | 3 | | 2 | 3 | | 3 | | 3 | | 2 | 3 |

51

F D7 G5

let ring-----| let ring-----| let ring-----| let ring-----|

| | | | | | | | | | | | | | | | | | | | | |
|---|---|---|---|---|---|---|---|---|---|---|---|---|---|---|---|---|---|---|---|---|
| T | 1 | 2 | 1 | 2 | 7 | 7 | 5 | 7 | 5 | 3 | 0 | 3 | 0 | 0 | 0 | 0 | 0 | 0 | 3 | 0 |
| A | | 3 | | 3 | 2 | 0 | 3 | 2 | 0 | | 0 | 0 | 0 | 0 | | 0 | 0 | 0 | 0 | 0 |
| B | 1 | | 1 | | 5 | 7 | 5 | 7 | 5 | 3 | | 3 | | 3 | | 3 | | 3 | | 3 |

55

Fm C C7

let ring-----| let ring-----| let ring-----| let ring-----|

| | | | | | | | | | | | | | | | | | | |
|---|---|---|---|---|---|---|---|---|---|---|---|---|---|---|---|---|---|---|
| T | 1 | 1 | 1 | 1 | 1 | 0 | 1 | 0 | 1 | 1 | 0 | 1 | 0 | 1 | 3 | 1 | 3 | |
| A | | 3 | 1 | 3 | 1 | 2 | 0 | 2 | 0 | | 2 | 0 | 3 | 2 | 0 | 3 | 2 | 3 |
| B | 1 | | 1 | | 3 | 2 | 3 | 2 | 0 | | 3 | 2 | 3 | 2 | 0 | 3 | 2 | 3 |

59

F D7 G5

let ring-----| let ring-----| let ring-----| let ring-----|

| | | | | | | | | | | | | | | | | | | | |
|---|---|---|---|---|---|---|---|---|---|---|---|---|---|---|---|---|---|---|---|
| T | 1 | 2 | 1 | 3 | 2 | 7 | 5 | 7 | 5 | 3 | 0 | 0 | 3 | 0 | 0 | 0 | 3 | 0 | 0 |
| A | | 3 | | 2 | 3 | | 7 | | 5 | | 0 | | 0 | | 0 | | 0 | | 0 |
| B | 1 | | 1 | | | 5 | | 5 | | 3 | | 3 | | 3 | | 3 | | 3 | |

63

Fm C

let ring-----| let ring-----| let ring-----|

| | | | | | | | | | | | | | | | |
|---|---|---|---|---|---|---|---|---|---|---|---|---|---|---|---|
| T | 1 | 1 | 1 | 1 | 1 | 1 | 0 | 1 | 0 | 1 | 0 | 1 | 0 | 1 | 0 |
| A | | 3 | | 1 | 3 | | 2 | | 0 | | 2 | | 0 | | 2 |
| B | 1 | | 1 | | | 3 | | 3 | | 3 | | 2 | | 3 | |

D Pre-Verse

66

F Fm Cadd11 A7

Gtr I

let ring-----| let ring-----| let ring-----| let ring-----|

| | | | | | | | | | | | | | |
|---|---|---|---|---|---|---|---|---|---|---|---|---|---|
| T | 1 | 1 | 1 | 1 | 1 | 1 | 0 | 1 | 0 | 2 | 2 | 2 | 0 |
| A | | 2 | | 3 | 2 | | 2 | | 0 | | 2 | | 0 |
| B | 3 | | 3 | | | 3 | | 3 | | 0 | | 0 | |

70

Dm7 Dm7/G

let ring-----| let ring-----| let ring-----|

| | | | | | | | | | | | |
|---|---|---|---|---|---|---|---|---|---|---|---|
| T | 1 | 1 | 1 | 1 | 1 | 1 | 1 | 1 | 0 | 1 | 3 |
| A | | 2 | | 0 | 2 | | 2 | | 0 | 2 | 4 |
| B | 0 | | 0 | | 0 | | 3 | | 3 | | |

E Interlude

74

let ring-----| let ring-----| let ring-----| let ring-----|

T 8 10 8 10 8 10 8 10 7 8 7 8 7

A 9 0 9 10 0 9 10 0 9 10 0 7 0 7 8 7

B 0 0 0 0 0 0 0 0 0 0 0 0 0 0 0

Gtr I

let ring-----| let ring-----| let ring-----| let ring-----| let ring

T 5 6 5 6 5 6 5 6 3 3 3 3 3

A 5 0 5 6 0 5 6 5 6 4 3 4 3

B 0 0 0 0 3 0 5 0 5 6 3 3

F Verse

79

let ring-----| let ring-----| let ring-----| let ring-----|

T 1 0 1 0 3 2 1 3 2 1 1 3 2 1 3 0 2 3 0 2

A 3 2 3 2 0 2 1 2 1 3 2 1 3 2 0 2 0 2

B 3 3 0 0 1 1 2 2 2 2 2 2

83

let ring-----| let ring-----| let ring-----| let ring-----|

T 0 1 1 3 0 1 3 1 2 1 2 7 5 7 5

A 0 2 0 2 1 1 3 3 2 3 2 7 5 7 5

B 3 3 0 0 1 1 3 5 7 5 7 5

87

let ring-----| let ring-----| let ring-----| let ring-----|

T 1 3 2 1 3 3 2 3 5 4 5 4

A 3 0 2 3 0 2 3 0 2 3 0 2 6 4 6 4

B 1 1 2 2 3 3 4 0

91

let ring-----| let ring-----| let ring-----| let ring-----|

| | | | | | | | | | | | | | | | | | | | | |
|---|---|---|---|---|---|---|---|---|---|---|---|---|---|---|---|---|---|---|---|---|
| T | 1 | 2 | 1 | 2 | 2 | 1 | 2 | 3 | 0 | 2 | 3 | 0 | 2 | 1 | 3 | 1 | 1 | 3 | 1 | |
| A | | 2 | | 2 | | 2 | | 2 | | 2 | | 2 | | 3 | | 1 | | 3 | | 1 |
| B | 0 | | 0 | | 2 | | 2 | 3 | | 3 | | 2 | | 2 | | 1 | | 1 | | 1 |

G Chorus

95

let ring-----| let ring-----| let ring-----|

| | | | | | | | | | | | | | | | | | | | | | |
|---|---|---|---|---|---|---|---|---|---|---|---|---|---|---|---|---|---|---|--|---|---|
| T | 1 | 2 | 0 | 1 | 2 | 0 | 1 | 1 | 2 | 0 | 1 | 0 | 1 | 3 | 1 | 3 | 2 | 3 | | | |
| A | | 3 | | 2 | | 3 | | 2 | | 3 | | 2 | | 2 | | 3 | | 2 | | 3 | |
| B | 3 | | 3 | | 2 | | 3 | 3 | | 3 | | 0 | | 2 | | 3 | | 3 | | 2 | 3 |

99

let ring-----| let ring-----| let ring-----| let ring-----|

| | | | | | | | | | | | | | | | | | | | | | | |
|---|---|---|---|---|---|---|---|---|---|---|---|---|---|---|---|---|---|---|---|---|---|---|
| T | 1 | 2 | 1 | 2 | 7 | 5 | 7 | 5 | 3 | 0 | 3 | 0 | 0 | 0 | 0 | 3 | 0 | 0 | | | | |
| A | | 3 | | 2 | | 7 | | 5 | | 7 | | 5 | | 3 | | 0 | | 0 | 3 | 0 | 0 | |
| B | 1 | | 1 | | 5 | | 5 | | 7 | | 5 | | 7 | | 5 | | 3 | | 3 | | 3 | 0 |

103

let ring-----| let ring-----| let ring-----| let ring-----|

| | | | | | | | | | | | | | | | | | | | | | | |
|---|---|---|---|---|---|---|---|---|---|---|---|---|---|---|---|---|---|---|---|---|---|---|
| T | 1 | 3 | 1 | 1 | 3 | 1 | 1 | 1 | 1 | 2 | 0 | 1 | 2 | 0 | 1 | 2 | 0 | 1 | 3 | 1 | 3 | |
| A | | 3 | | 1 | | 3 | | 1 | | 3 | | 2 | | 0 | | 2 | | 0 | | 2 | 3 | |
| B | 1 | | 1 | | 3 | | 3 | | 2 | | 3 | | 2 | | 3 | | 2 | | 3 | | 2 | 3 |

107

let ring-----| let ring-----| let ring-----| let ring-----|

| | | | | | | | | | | | | | | | | | | | | | | |
|---|---|---|---|---|---|---|---|---|---|---|---|---|---|---|---|---|---|---|---|---|---|---|
| T | 1 | 2 | 1 | 2 | 7 | 5 | 7 | 5 | 3 | 0 | 3 | 0 | 0 | 0 | 0 | 0 | 3 | 0 | 0 | | | |
| A | | 3 | | 2 | | 7 | | 5 | | 7 | | 5 | | 3 | | 0 | | 0 | 3 | 0 | 0 | |
| B | 1 | | 1 | | 5 | | 5 | | 7 | | 5 | | 7 | | 5 | | 3 | | 3 | | 3 | 0 |

111

let ring-----| let ring-----| let ring-----|

| | | | | | | | | | | | | | | | | | | | | | |
|---|---|---|---|---|---|---|---|---|---|---|---|---|---|---|---|---|---|---|---|---|---|
| T | 1 | 3 | 1 | 1 | 3 | 1 | 1 | 1 | 1 | 2 | 0 | 1 | 2 | 0 | 1 | 2 | 0 | 1 | 0 | | |
| A | | 3 | | 1 | | 3 | | 1 | | 3 | | 2 | | 0 | | 2 | | 0 | | 3 | 0 |
| B | 1 | | 1 | | 3 | | 3 | | 2 | | 3 | | 2 | | 3 | | 2 | | 0 | 3 | 0 |

H Outro

114

Gtr I
let ring

1 1 1 1 | 1 1 1 1 | 1 0 1 0 | 2 2 2 2 |

T 1 1 1 1 | 1 1 1 1 | 1 0 1 0 | 2 2 2 2 |

A 3 2 3 2 | 3 1 3 1 | 3 2 3 2 0 | 0 2 0 2 0 |

B 3 3 3 3 | 3 3 3 3 | 3 2 3 2 | 0 2 0 2 0 |

118

3:05 min.

1 3 5 1 | 7 8 10 8 | 8 8 8 8 | (8)

T 1 3 5 1 | 7 8 10 8 | 8 8 8 8 | (8)

A 2 2 1 1 | 0 7 7 8 8 | 8 8 8 8 | (8)

B 0 2 2 2 | 0 7 7 8 8 | 8 8 8 8 | (8)